

UNIT – 1 WORDS

A VE AN

“A” ve “an ” , “ bir” anlamına gelir. Fakat :

İlk harfi sessiz harf ile başlayan kelimelerden önce “a” gelir.

A balloon (Bir balon)

A zebra (Bir zebra)

A cake (Bir kek)

İlk harfi sesli ile başlayan kelimelerden önce

“an ” gelir.

An astronaut (Bir astronot)

An ambulance (Bir ambulans)

An e-mail. (Bir e-posta)

AŞAĞIDAKİ BOŞLUKLARI “A” VE “An” İLE DOLDURALIM.

| | | | |
|------------------|-----------------|-----------------|----------------|
| _____ ambulance | _____ doctor | _____ element | _____ library |
| _____ car | _____ zebra | _____ egg | _____ bus |
| _____ industry | _____ gorilla | _____ x- ray | _____ arm |
| _____ orange | _____ electric | _____ apple | _____ school |
| _____ office | _____ orange | _____ panda | _____ pencil |
| _____ zebra | _____ internet | _____ orchestra | _____ enemy |
| _____ postman | _____ panda | _____ salad | _____ spider |
| _____ engine | _____ quiz | _____ x- ray | _____ bat |
| _____ apple | _____ wagon | _____ train | _____ electric |
| _____ panda | _____ x- ray | _____ panda | _____ oven |
| _____ cake | _____ jacket | _____ ambulance | _____ war |
| _____ radio | _____ salad | _____ train | _____ dog |
| _____ television | _____ orchestra | _____ dog | _____ question |
| _____ orchestra | _____ cat | _____ electric | _____ park |
| _____ balloon | _____ ambulance | _____ zebra | _____ cafe |

WHAT IS THIS ? (BU NE ?)

Yakında olan bir şeyin ne olduğunu sorarken

What is **this** ? (Bu nedir ?) kullanırız.

Yakındaki bir nesneyi göstermek için şu kalıbı kullanırız :

This is a ... (Bu bir...)


This is a zebra (Bu bir zebra dır.)

1- What is **this** ?

(Bu nedir ?)

2- **This** is a zebra.

(Bu bir zebra dır.)



WHAT IS THAT ? (ŞU NE ?)

Uzakta olan bir şeyin ne olduğunu sorarken

What is **that** ? (Şu nedir ?) kullanırız.

Uzaktaki bir nesneyi göstermek için şu kalıbı kullanırız:

That is a ... (Şu bir ...)


That is a zebra (Şu bir zebra dır.)

1- What is **that** ?


(Şu nedir?)

2- **That** is a zebra


(Şu bir zebra dır.)




THIS (YAKIN)




THAT (UZAK)



What is **this**? yakın (Bu nedir ?)




What is **that**? uzak (Şu nedir?)




AŞAĞIDAKİ BOŞLUKLARI YUKARIDAKİ ÖRNEKLERE BAKARAK "What is this" ve "What is that" ile DOLDURUNUZ.


What is _____?



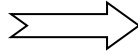
What is _____?




Wh... _____?




_____?




_____?




_____?



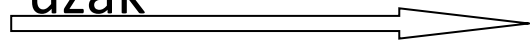
_____?



This is a cake (Bu bir kek) yakın




That is a cake (Şu bir kek) uzak




This (yakın) ve that (uzak) ile dolduralım.


___ is a cake




___ is a cake




___ is a cake



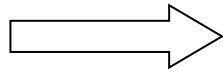
___ is a cake




___ is a cake




___ is a cake



___ is a cake




___ is a cake




AŞAĞIDAKİ BOŞLUKLARI ÖRNEKTEKİ GİBİ DOLDURUNUZ. (KELİMELERE KİTAPTAN BAKINIZ)

ÖRNEK :What is *this* ? (Bu nedir?)




This is an ambulance. (Bu bir ambulanstır.)

What is this ?




This is a _____

What is that ?




That is a _____

What is this ?



What is that ?



Aşağıdaki cümle ve kelimeleri altlarına tekrar yazınız.

| This (bu) | What is this ? (Bu nedir) |
|-------------|-----------------------------|
| 1- | 1- |
| 2- | 2- |
| 3- | 3- |
| 4- | 4- |
| 5- | 5- |
| 6- | 6- |
| That (Şu) | What is That? (şu nedir?) |
| 1- | 1- |
| 2- | 2- |
| 3- | 3- |
| 4- | 4- |
| 5- | 5- |
| 6- | 6- |

Boyama etkinliđi.

WORDS



Robot



Ambulance



Radio



Panda



Cake



Train



Zebra



Biscuit



Microphone

☆ bigecen-gizce ☆

WORDS



Kangaroo

Judo



Football

Lemon



Yogurt

Motorbike



Doctor



Television



Helicopter

☆ bigecen-gizce ☆

WORDS



Baby

Balloon



Sandwich

Internet



Hamburger

Astronaut



Cinema

Gorilla



University

☆ bigecen-gizce ☆

Doğru olanı işaretle ve boya.

Circle

1. This is a hamburger.

2. This is Judo.

3. This is internet.

4. This is a lemon.

5. That is a university.

6. This is yogurt.

7. That is a helicopter.

8. This is a television.

9. This is a baby.

10. This is an asif onaut.

WORDS

Match

Ambulance

Robot

Football

Gorilla

Panda

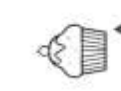
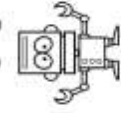

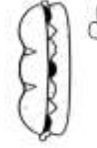
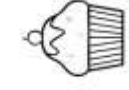
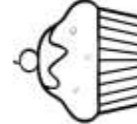

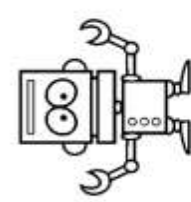
Doctor

cake

Balloon

zebra

kangaroo



bilgeceingilizce

UNIT – 2 FRIENDS

5 kere sesli okuyalım.

- ✓ Hello / Hi: Merhaba
- ✓ WHAT'S YOUR NAME? : ADIN NE?
- ✓ My name is Benim adım
- ✓ I am Hümeýra. Ben Hümeýra.
- ✓ Nice to meet you: Tanıştıđıma memnun oldum.
Nice to meet you, too. Tanıştıđıma ben de memnun oldum.
- ✓ Good bye: Hoşça kal.
See you: Görüşürüz
- ✓ How are you, today? Bugün nasılsın?
- ✓ Good/ Fine: İyi
- ✓ Thank you: Teşekkür ederim.
- ✓ Good morning : günaydın
- ✓ Good Afternoon : iyi öğlenler
- ✓ Good Evening : İyi akşamlar
- ✓ Good Night : İyi geceler

BOYAMA ETKİNLİĐİ


HELLO FROGGY




Trace and color



Good morning



Good bye



Hello


Hi



Good night



Good evening



Good afternoon

UNIT 3 - IN THE CLASSROOM

Kelimeleri 5 kere sesli oku

Open : açmak

picture : resim

Say : söylemek

Close :kapatmak

door: kapı

turn : dönmek

Color: boyamak

window : pencere

turn right : sağa dönmek

Draw: çizmek

table : masa

Turn left : sola dönmek

Cut : kesmek

pencil case : kalem kutusu

open the door : kapıyı aç

Paint : boyamak

Pencil sharpener : kalemtraş

close the door : kapıyı kapat

Paper: kağıt

pencil : kalem

ruler : cetvel

Notebook : defter

book : kitap

eraser : silgi

Desk : sıra

school bag : okul çantası

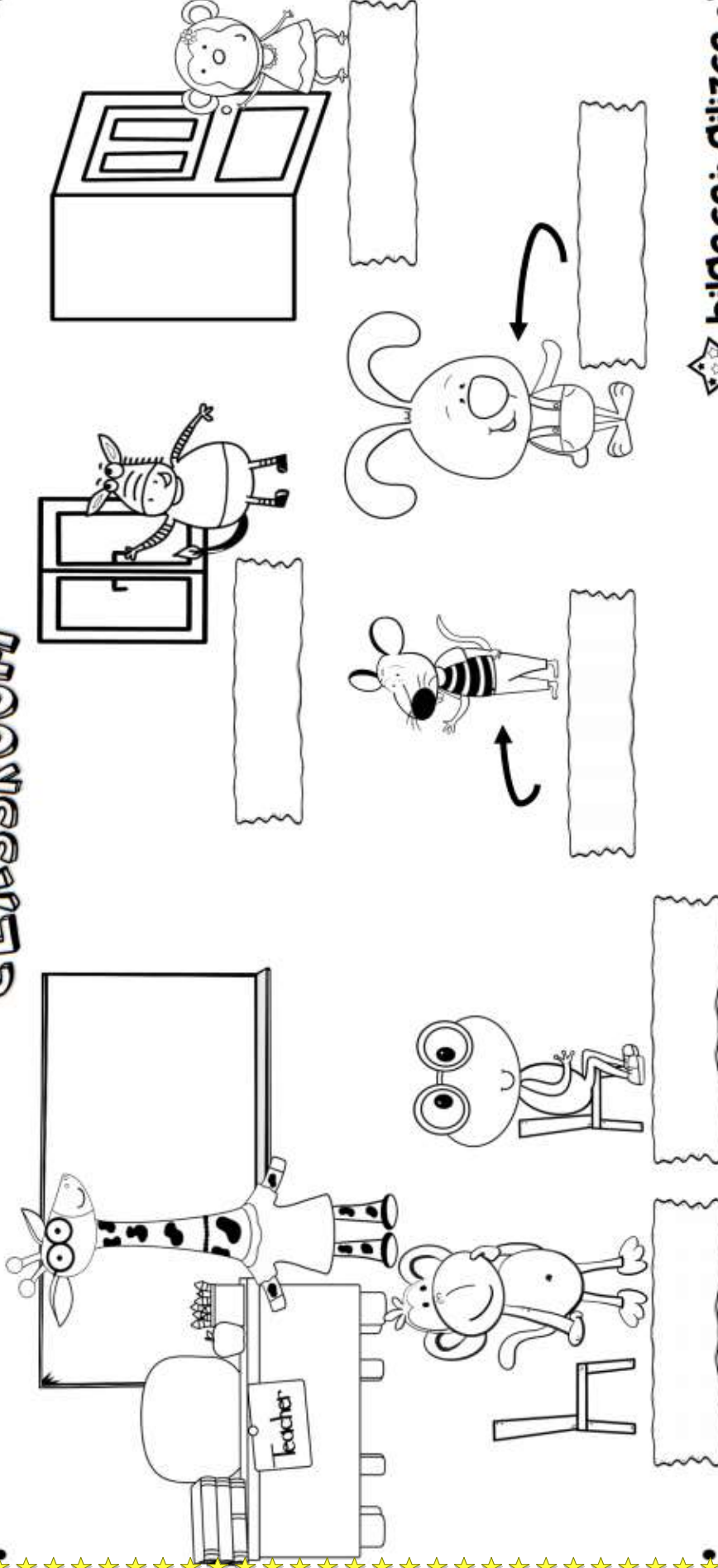
paste: yapıştırmak

Aşağıdaki kelimeleri altlarına tekrardan yazınız.

| | | | |
|-------------------------|---------------------------|--------------------------|-------------------|
| Open : açmak | Close :kapatmak | Color: boyamak | Notebook : defter |
| | | | |
| | | | |
| | | | |
| | | | |
| Draw: çizmek | Cut : kesmek | Paint : boyamak | Desk : sıra |
| | | | |
| | | | |
| | | | |
| | | | |
| Say : söylemek | turn : dönmek | turn right : sağa dönmek | pencil : kalem |
| | | | |
| | | | |
| | | | |
| Turn left : sola dönmek | ruler : cetvel | book : kitap | door: kapı |
| | | | |
| | | | |
| | | | |
| eraser : silgi | school bag : okul çantası | window : pencere | table : masa |
| | | | |
| | | | |
| | | | |

Alttađı cümleri kes ve resimlerin altına uygun şekilde yapıştır, resimleri boya.

CLASSROOM



bilgeceingilizce

Cut and paste



sit down

open the door

turn right

turn left

stand up

close the window

picture : resim

Paint : boyamak

house : ev

Cut : kesmek


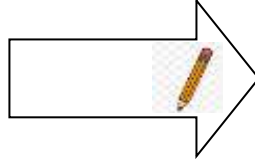
glue : yapıştırmak

Color: boyamak

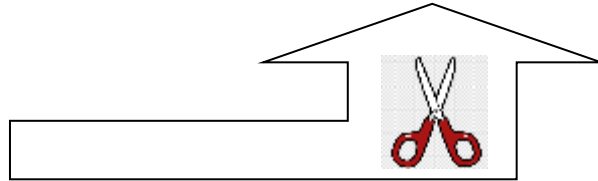
Draw: çizmek

Paste : yapıştırmak


1- DRAW A HOUSE :



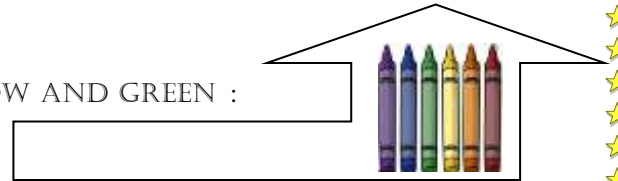
2- CUT THE PICTURE



3- PASTE THE PICTURE



4- COLOR THE PICTURE PINK, BLUE, YELLOW AND GREEN :



UNIT 4 - NUMBERS

ONE : BİR

FOUR : DÖRT

SEVEN : YEDİ

TEN : ON

TWO : İKİ

FIVE : BEŞ

EIGHT : SEKİZ

THREE : ÜÇ

SIX : ALTI

NINE : DOKUZ

Aşağıdaki sayıların yanlarına İngilizce karşılıklarını yazınız.

| | | | | | | |
|----|-----|----|---|----|----|----|
| 1 | one | 2 | 6 | 1 | 10 | 7 |
| 7 | | 4 | 1 | 3 | 6 | 5 |
| 5 | | 9 | 8 | 5 | 4 | 1 |
| 8 | | 1 | 2 | 6 | 7 | 4 |
| 2 | | 2 | 3 | 8 | 4 | 10 |
| 10 | | 4 | 2 | 3 | 5 | 1 |
| 5 | | 8 | 5 | 10 | 2 | |
| 1 | | 3 | 9 | 8 | 9 | 8 |
| 4 | | 5 | 2 | 6 | 1 | 3 |
| 2 | | 1 | 8 | 9 | 8 | 9 |
| 3 | | 10 | 9 | 2 | 3 | 2 |
| 5 | | 7 | 1 | 10 | 1 | 2 |
| 9 | | 4 | 6 | 2 | 4 | 3 |
| 3 | | 8 | 8 | 1 | 2 | 6 |
| 10 | | 1 | 2 | 6 | 7 | 4 |
| 2 | | 2 | 3 | 8 | 4 | 10 |
| 4 | | 4 | 2 | 3 | 5 | 1 |
| 5 | | 8 | 5 | 10 | 1 | 7 |
| 2 | | 5 | 1 | 1 | 2 | 8 |

HOW MANY ? : KAÇ TANE

How many ... Kaç tane anlamına gelir. Bir şeyin sayısını sorarken kullanılır.

How many pencils are there ? (Kaç tane kalem var?)

How many books are there ? (Kaç tane kitap var?)

There are ... Var anlamına gelir.

There are four books. (Dört kitap var.)

There are two pencils. (İki tane kalem var.)

Aşağıdaki soruların cevaplarını veriniz. (Karşılarına örnekteki gibi Türkçelerini de yazınız.)

Örnek : *How many desks are there ? (7) (Kaç tane sıra var?)*

There are seven desks. (Yedi tane sıra var.)

How many desks are there ? (4) ()

There are ()

How many desks are there ? (2) ()

Th..... ()

How many desks are there ? (9) ()

T ()

How many desks are there ? (10) ()

..... ()

How many desks are there ? (8) ()

..... ()

How many desks are there ? (3) ()

..... ()

How many desks are there ? (6) ()

..... ()

Aşağıdaki kelimeleri altlarına tekrardan yazınız.

| | | | |
|----------------------------|----------------------|-------------------|--------------------|
| Board : tahta | Desk : sıra | Pencil : kalem | Door: kapı |
| | | | |
| | | | |
| | | | |
| | | | |
| Crayon : pastel boya | Pen : tükenmez kalem | Notebook : defter | Book : kitap |
| | | | |
| | | | |
| | | | |
| | | | |
| Pencilsharpener: kalemtraş | Scissors : makas | Eraser : silgi | Ruler : cetvel |
| | | | |
| | | | |
| | | | |
| | | | |
| Schoolbag : kalemtraş | Paper : kağıt | Table : masa | Teacher : öğretmen |
| | | | |
| | | | |
| | | | |
| | | | |
| Pencilcase : kalemkutusu | Student : öğrenci | Chair : sandalye | Class : sınıf |
| | | | |
| | | | |
| | | | |

How old are you ? kaç yaşındasın demektir.

I am seven , yedi yaşındayım demektir.

Aşağıdaki soruların cevaplarını veriniz. (Karşılıklarına örnekteki gibi Türkçelerini de yazınız.)

How old are you ? (8) (Kaç yaşındasın ?)

I am eight. (Sekiz yaşındayım.)

How old are you ? (10) ()

I am ()

How old are you ? (4) ()

..... ()

How old are you ? (9) ()

..... ()

How old are you ? (3) ()

..... ()

How old are you ? (7) ()

..... ()

How old are you ? (5) ()

..... ()

Boyama alıştırması

Trace ...

NUMBERS



One



Two



Three



Four



Five



Six




Seven



Eight



Nine



Ten

Look and write



One



.....



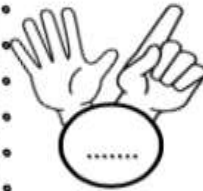
.....



.....



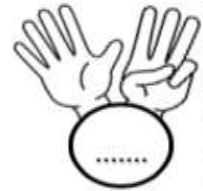
.....



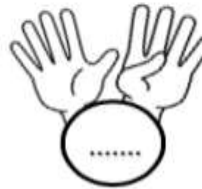
.....



.....



.....



.....



.....

bilgeceingilizce

UNIT 5- COLORS

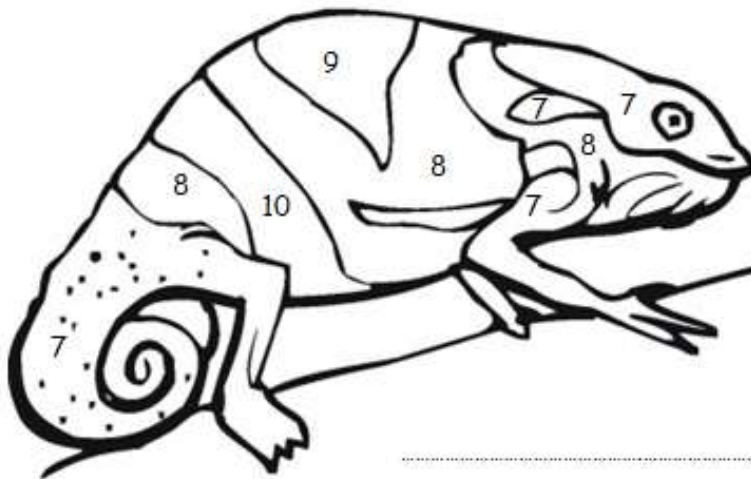

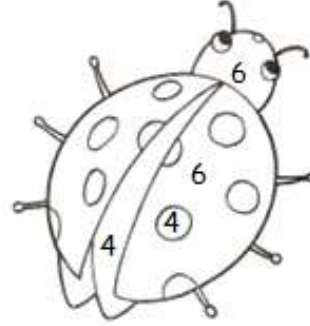
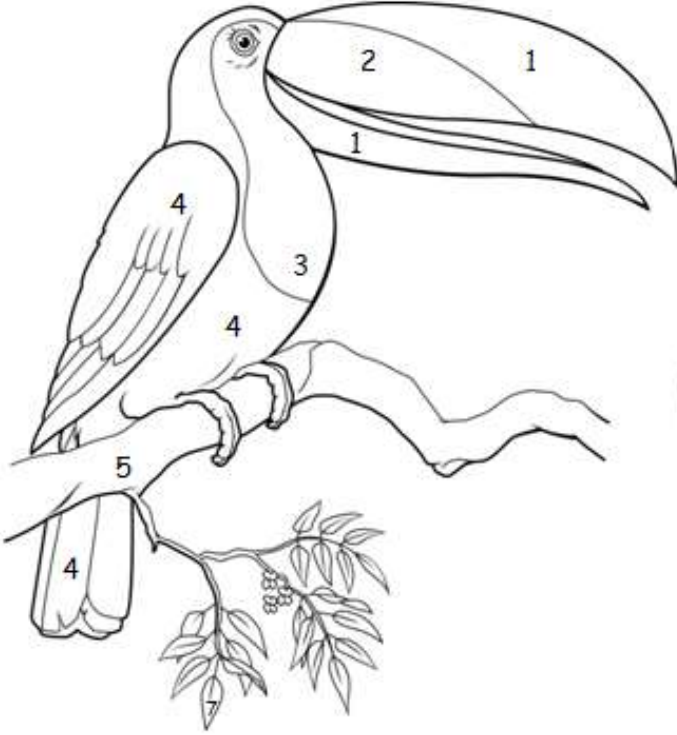
Aşağıdaki kelimeleri altlarına tekrardan yazınız.

| | | | |
|--------------------|------------------|--------------------|--------------------|
| Blue : mavi | Red : kırmızı | Green :yeşil | Yellow : sarı |
| | | | |
| | | | |
| | | | |
| Brown : kahverengi | Black : siyah | Grey : gri | Purple : mor |
| | | | |
| | | | |
| | | | |
| Pink : pembe | Orange : turuncu | White : beyaz | Blue : mavi |
| | | | |
| | | | |
| | | | |
| Purple : mor | Grey : gri | Yellow : sarı | White : beyaz |
| | | | |
| | | | |
| | | | |
| Pink : pembe | Blue : mavi | Orange : turuncu | Purple : mor |
| | | | |
| | | | |
| | | | |
| Black : siyah | Red : kırmızı | Brown : kahverengi | White : beyaz |
| | | | |
| | | | |
| | | | |
| Yellow : sarı | Pink : pembe | Green :yeşil | Brown : kahverengi |
| | | | |
| | | | |
| | | | |
| Yellow : sarı | Grey : gri | Black : siyah | Pink : pembe |
| | | | |
| | | | |
| | | | |

Hayvanları aşağıda verilen numaralara göre boyayınız.

Colourful Animals

Write the names and colour.



- 1 = orange
- 2 = yellow
- 3 = white
- 4 = black
- 5 = brown
- 6 = red
- 7 = green
- 8 = blue
- 9 = pink
- 10 = purple


What color is it ? ‘O ne renk demektir.’

It is red. ‘O kırmızı demektir.’

I like ‘severim’ demektir.

I don’t like ‘sevmem ‘ demektir.

Çocukların yüz ifadelerine göre ‘I like , ve ‘ I don’t like’’ kullanarak boşlukları doldurun ve resimleri belirtilen renklere boyayın.

Write   **I like – I don’t like** 



I like blue.



.....



I don’t like brown.

.....



.....



.....



.....



.....



.....



.....



.....



.....



bilgeceingilizce

