

# UNIT 1 – CLASSROOM RULES

Kelimeleri 5 kere sesli okuyalım.

Open : açmak

picture : resim

Say : söylemek

Close :kapatmak

door: kapı

turn : dönmek

Color: boyamak

window : pencere

turn right : sağa dönmek

Draw: çizmek

table : masa

Turn left : sola dönmek

Cut : kesmek

pencil case : kalem kutusu

open the door : kapıyı aç

Paint : boyamak

Pencil sharpener : kalemtraş

close the door : kapıyı kapat

Paper: kağıt

pencil : kalem

ruler : cetvel

Notebook : defter

book : kitap

eraser : silgi

Desk : sıra


school bag : okul çantası

paste: yapıştırmak

Aşağıdaki kelimeleri altlarına tekrardan yazınız.

Open the door:kapıyı aç	Close the door: kapıyı kapat	Color: boyamak	Notebook : defter
Draw: çizmek	Cut : kesmek	Paint : boyamak	Desk : sıra
Turn off : ışığı kapat	Be quiet : sessiz ol	Come in : içeri gel	pencil : kalem
Turn on : ışığı aç	ruler : cetvel	book : kitap	door: kapı
eraser : silgi	school bag : okul çantası	window : pencere	table : masa

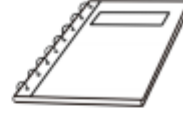
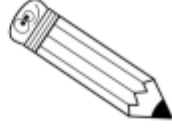
# Boyama alışırması.



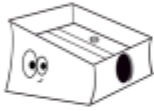
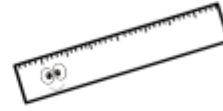
Resimlerin altına İngilizcelelerini yazınız.

# CLASSROOM OBJECTS

Write.



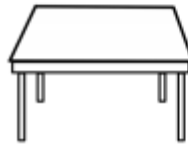
book  
door  
eraser  
desk  
crayon



school bag  
pencil  
pencil case  
window



table  
pencil sharpener  
pen  
notebook  
ruler



## Numbers ( Sayılar)

1-one	11-eleven	21- twenty one	40- forty
2-two	12 -twelve	22- twenty two	50- fifty
3-three	13-thirteen	23- twenty three	60- sixty
4-four	14-fourteen	24- twenty four	70- seventy
5-five	15-fifteen	25- twenty five	80- eighty
6-six	16- sixteen	26- twenty six	90- ninety
7-seven	17-seventeen	27- twenty seven	100- a hundred
8-eight	18-eighteen	28- twenty eight	
9-nine	19-nineteen	29- twenty nine	
10-ten	20-twenty	30- thirty	

-İngilizcede sayılar 1 den 12 ye kadar bir kurala tabi değildir.

-13'ten 19'a kadar ise sonlarına "teen " alırlar.

Örneğin , Four : dört      fourteen : on dört

Nine : dokuz      nineteen : on dokuz

-20 den sonra ise "ty " eki ve varsa birler basamağındaki sayıyı alırlar.

Örneğin : four : dört      forty : kırk

42 : forty two

67 : sixty seven

Aşağıdaki sayıların yanlarına İngilizce karşılıklarını yazınız.

12	twelve	22	16	13	10
67		49	11	32	63
15		28	8	5	4
18		22	12	6	7
52		33	13	78	40
10		4	12	3	5
5		82	5	10	2
11		3	19	98	9
14		50	29	6	10
2		1	80	49	8
93		10	9	12	3
11		77	1	100	1
89		4	60	27	4
63		88	8	16	28
100		1	21	66	70
2		2	36	89	34
43		14	12	73	51
50		18	5	10	1
21		25	11	61	2

Bir şeyin kaç tane olduğunu şu şekilde sorarız :

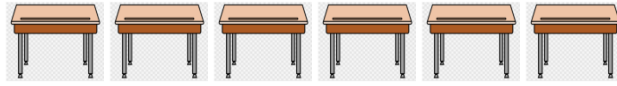
**How many erasers are there ? ( kaç tane silgi var?)**

*Bir şeyin kaç tane olduğunu şu şekilde söyleriz :*

**There are** five erasers ( Beş tane silgi var.)


Aşağıdaki soruların cevabını yukarıdaki örnekteki gibi yazınız.

How many **desks** are there ?



There are \_\_\_\_\_

How many **pencils** are there ?



\_\_\_\_\_

How many **books** are there ?



\_\_\_\_\_







Birine nereli olduğunu şu şekilde sorarız:

**Where are you from ? ( Nerelisin ?)**

Birine hangi milletten olduğunu şu şekilde sorarız :

**-What nationality are you? ( Hangi millettensin ?)**

**-Are you Turkish ? ( Türk müsün?)**

**-Is he Japanese ? ( O Japon mudur?) ( Gösterdiğimiz kişi erkek ise)**

**-Is she Japanese ? ( O japon mudur?) ( Gösterdiğimiz kız erkek ise)**

Cevabı şu şekilde veririz :

**-Are you French ? ( Fransız mısın ?)**

**Yes, I am ( Evet Fransızım)**

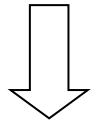
**No, I am not ( Hayır Fransız değilim.)**













**-Is he Japanese ? ( O Japon mudur?)**

**Yes he/she is ( Evet ,o Japondur.)**

**No he/ she isn't ( Hayır, o Japon değildir.)**






**Doğru şıkları işaretleyelim.**



- |    |   |   |     |  |   |
|----|---|---|-----|--|---|
| 1. |  | A <input type="checkbox"/> She is from Britain.<br>B <input type="checkbox"/> She is from Turkey.<br>C <input type="checkbox"/> She is from France. | 10. |  | A <input type="checkbox"/> He is from Japan.<br>B <input type="checkbox"/> He is from the USA.<br>C <input type="checkbox"/> He is from Saudi Arabia. |
| 2. |  | A <input type="checkbox"/> He is from Britain.<br>B <input type="checkbox"/> He is American.<br>C <input type="checkbox"/> He is Italian.           | 11. |  | A <input type="checkbox"/> He is from China.<br>B <input type="checkbox"/> He is from Pakistan.<br>C <input type="checkbox"/> He is from Italy.       |
| 3. |  | A <input type="checkbox"/> I'm from Russia.<br>B <input type="checkbox"/> I'm from the USA.<br>C <input type="checkbox"/> I'm from Iraq.            | 12. |  | A <input type="checkbox"/> She is Turkish.<br>B <input type="checkbox"/> She is British.<br>C <input type="checkbox"/> She is Iraqi.                  |
| 4. |  | A <input type="checkbox"/> He is Japanese.<br>B <input type="checkbox"/> He is American.<br>C <input type="checkbox"/> He is Pakistani.             | 13. |  | A <input type="checkbox"/> He is from France.<br>B <input type="checkbox"/> He is from Saudi Arabia.<br>C <input type="checkbox"/> He is from Russia. |
| 5. |  | A <input type="checkbox"/> She is from India.<br>B <input type="checkbox"/> She is from Italy.<br>C <input type="checkbox"/> She is from Russia.    | 14. |  | A <input type="checkbox"/> She is Iranian.<br>B <input type="checkbox"/> She is Russian.<br>C <input type="checkbox"/> She is American.               |
| 6. |  | A <input type="checkbox"/> He is Chinese.<br>B <input type="checkbox"/> He is American.<br>C <input type="checkbox"/> He is British.                | 15. |  | A <input type="checkbox"/> I am from Russia.<br>B <input type="checkbox"/> I am from Spain.<br>C <input type="checkbox"/> I am from Britain.          |

Boşlukları önceki sayfadaki örneklere bakarak doldurunuz.

**Write**  **Where is she / he from?**

	<p>Where is he from? .....</p>		<p>Is he from Iraq? .....</p>
	<p>Where is she from? .....</p>		<p>Is she from Britain? .....</p>
	<p>Where is he from? .....</p>		<p>Is he from Pakistan? .....</p>
	<p>Where is he from? .....</p>		<p>Is he Turkish? .....</p>
	<p>Where is she from? .....</p>		<p>Is she Italian? .....</p>

**bilgeceingilizce**



North : Kuzey

South : Güney

West : Batı

East : Doğu

**Boşlukları örnekteki gibi İngilizce ve Türkçe olarak doldurunuz.**


- 1- İstanbul is in the west. İstanbul Batıdadır.( Örnek)
- 2- Muğla .....
- 3- Antalya .....
- 4- Hakkari .....
- 5- Rize .....
- 6- Sinop .....
- 7- Hatay.....
- 8- Erzurum .....
- 9- İzmir .....


Boşlukları doldurunuz.

	He is from .....		He is from .....
	She is from .....		He is from .....
	He is from .....		He is from .....


Japanese      German  
 American      Spanish      Turkish

I am from Turkey. I am .....  
 She is from Germany. She is .....  
 He is from the USA. He is .....  
 I am from Japan. I am .....  
 She is from Spain. She is .....


She is from Turkey.  
 She is \_\_\_\_\_ 

He is from the USA.  
 He is \_\_\_\_\_ 


She is from Britain.  
 She is \_\_\_\_\_ 

She is from Japan.  
 She is \_\_\_\_\_ 


He is from France  
 He is \_\_\_\_\_ 

She is from Germany.  
 She is \_\_\_\_\_ 

Masha is from Russia.  
 She is \_\_\_\_\_ 

She is from Pakistan.  
 She is \_\_\_\_\_ 

They're from Iraq.  
 They're \_\_\_\_\_ 

She is from Iran.  
 She is \_\_\_\_\_ 

# UNIT 3 – CARTOON CHARACTERS

Aşağıdaki kelimelerin İngilizce'sini Türkçe'si ile beraber 5'er kez altına yazınız

Swim ( Yüzmek )	Cook ( yemek yapmak )	Play the drum ( davul çalmak )	Take pictures ( Resim çekmek )	Fly a kite ( Uçurtma uçurmak )
Catch ( Yakalamak )	Skate (patenle kaymak)	Sing a song ( Şarkı söylemek )	Ride a Horse ( Ata binmek )	Play football ( futbol oynamak )
Speak ( konuşmak )	Dance ( dans etmek )	Do puzzles ( yapboz yapmak )	Play the piano (piano çalmak )	Climb a tree ( ağaca tırmanmak )
Jump ( zıplamak )	Run ( koşmak )	Play tennis ( tenis oynamak )	Ride a bike ( bisiklete binmek )	Play (oynamak, enstrüman çalmak)
Row ( Kürek çekmek )	Fly ( uçmak )	Drive a car ( araba sürmek )	Play the piano ( piano çalmak )	And ( ve ) / But ( ama )
Dive ( dalmak )	Read ( okumak )	Read a book ( kitap okumak )	Listen ( dinlemek )	Ride a horse ( Ata binmek )

Birine bir şeyi yapıp yapamadığını şu şekilde sorarız:

Can you... ?

I **can** swim ( ben yüzebilirim.)

I **can't** swim ( ben yüzemem.)

**Can** you swim? ( sen yüzebilir misin ?)

☺ Yes I can






☹ No, I can't

Yukarıdaki örneklere bakarak alıştırmaları yapalım.

Ask and answer: Can you ... ?

Write



- |            |   |        |             |              |
|------------|---|--------|-------------|--------------|
| 1. Can you |   | .....? | Yes, I can. | No, I can't. |
| 2. Can you |  | .....? | Yes, I can. | No, I can't. |
| 3. Can you |  | .....? | Yes, I can. | No, I can't. |
| 4. Can you |  | .....? | Yes, I can. | No, I can't. |
| 5. Can you |  | .....? | Yes, I can. | No, I can't. |
| 6. Can you |  | .....? | Yes, I can. | No, I can't. |
| 7. Can you |  | .....? | Yes, I can. | No, I can't. |
| 8. Can you |  | .....? | Yes, I can. | No, I can't. |

**Word bank**

dance - play the guitar - play the piano -  
ride a bicycle - ride a horse - sing a song - swim

Boşlukları "Can" ve "Can't" ile doldurunuz.

a)



I'm a parrot. I  talk,  
but I  swim.

b)



I'm an owl. I  sing,  
but I  see in the dark.

c)



I'm a fish. I  swim,  
but I  run.

d)



I'm a koala. I  climb,  
but I  jump.

e)





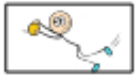














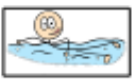



I'm a wolf. I  run  
and I  jump.

Doğru olan şıkkı işaretleyiniz.

### Action Verbs

### Név

1.  A  run C  fly  
B  ride a bike
2.  A  swim C  climb  
B  take pictures
3.  A  drive a car C  dive  
B  climb
4.  A  do puzzles C  speak English  
B  carry
5.  A  sing C  catch  
B  read a book
6.  A  climb B  swim C  run
7.  A  play the guitar  
B  dance  
C  carry
8.  A  do puzzles C  dive  
B  ride a horse
9.  A  run C  read a book  
B  fly
10.  A  speak English C  play football  
B  ride a bike
11.  A  swim  
B  play the guitar  
C  run
12.  A  skip rope C  ride a horse  
B  ride a bike
13.  A  jump B  sing C  climb
14.  A  read a book C  speak English  
B  do puzzles
15.  A  read a book C  climb  
B  sing
16.  A  skip rope C  fly  
B  run
17.  A  drive a car C  sing  
B  fly
18.  A  climb C  skip rope  
B  dive
19.  A  speak English C  do puzzles  
B  drive a car
20.  A  ride a horse C  sing  
B  swim
21.  A  fly B  catch C  walk



## Whose : "kimin ?" anlamına gelir.

Whose book is this ? ( Bu kimin kitabı?)

This is Ahmet's book. ( Bu Ahmet'in kitabı.)

This is his book . ( Bu onun kitabı.)

I ( ben) my ( benim)

You ( sen ) your ( senin)

He ( o ) his ( onun) erkek

She ( o ) her ( onun) kız

This is my book. ( Bu benim kitabım.)

This is your book . ( Bu senin kitabın.)

This is Melike's pencil : Bu Melike'nin kalemi.

This is her pencil : Bu onun kalemi.

This is Selim's pencil : Bu Selim'in kalemi.

This is his pencil : Bu onun kalemi.

Aşağıdaki isimlerin karşılıklarına uygun şekilde " his" veya "her " yazınız.

Örn: Ayşe's car: her car

Veli's desk:

Fatma's book:

Cemil 's friend :

Mustafa's ruler :

Stick boy'un yapabildiği ve yapamadığı şeyleri yazınız.

**Stick Boy**  
**OUCH**

Ouch!  
Look at  
my arm.

**Write**

Stick Boy can read books in English.  
He can .....  
He can .....  
.....  
.....  
.....  
.....  
.....

Stick Boy can't play the guitar.  
He can't .....  
He can't .....  
.....  
.....  
.....  
.....  
.....

## UNIT 4 – FREE TIME

Free time : boş zaman

Drawing : resim çizmek

Playing table tennis : masa tenisi oynamak

Flying a kite : uçurtma uçurmak

Playing with marbles: misket oynamak

Playing chess : satranç oynamak

Playing football : futbol oynamak

Reading comics : çizgi roman okumak

Watching cartoons : çizgi film izlemek

Riding a bike : bisiklete binmek

Swimming : yüzmek

Coloring a book : kitap boyamak

Learning : öğrenmek

Like : sevmek

Dislike : sevmemek

Listen to music : müzik dinlemek


Planting trees : ağaç dikmek

Riding a scooter : scootera binmek




- Kelimeleri Türkçeleri ile beraber 5 kez sesli olarak okuyalım.

Önceki sayfada verilmiş kelimeler ile resimleri eşleştiriniz.

## Free Time Activities



Write.



## Free Time Activities

Match and write.



playing table tennis

reading comics

playing basketball

riding a bike

playing chess

playing with marbles

reading a book

listening to music

watching cartoons

listening to stories

colouring the book

flying a kite



Bir kimseye bir şeyi sevip sevmediğini şu şekilde sorarız :

Do you like ... ?

-Do you like playing football ? ( Futbol oynamayı sever misin ?)

Yes, I do ( Evet severim.)

No, I don't ( Hayır sevmem.)

☺ I like reading. ( Kitap okumayı severim.)

☹ I dislike dancing . ( Dans etmeyi sevmem.)

20. sayfadaki kelimeleri kullanarak sevdiğiniz ve sevmediğiniz eylemlerden bahsedin.

Örnek : I like playing with marbles. ( Misket oynamayı severim)

1- I like...

2- I dislike...

3-

4-

5-

6-

7-

8-

9-

10-

## UNIT 5 – MY DAY

Do homework : ödev yapmak

Get dressed : giyinmek

Meet friends : arkadaşlarla buluşmak

Wake up : uyanmak

Get up : uyanmak

Wash : yıkamak

Go shopping: alışverişe gitmek

Go to bed : yatmak

Sleep : uyumak

Go to school : okula gitmek

Have a shower : duş almak

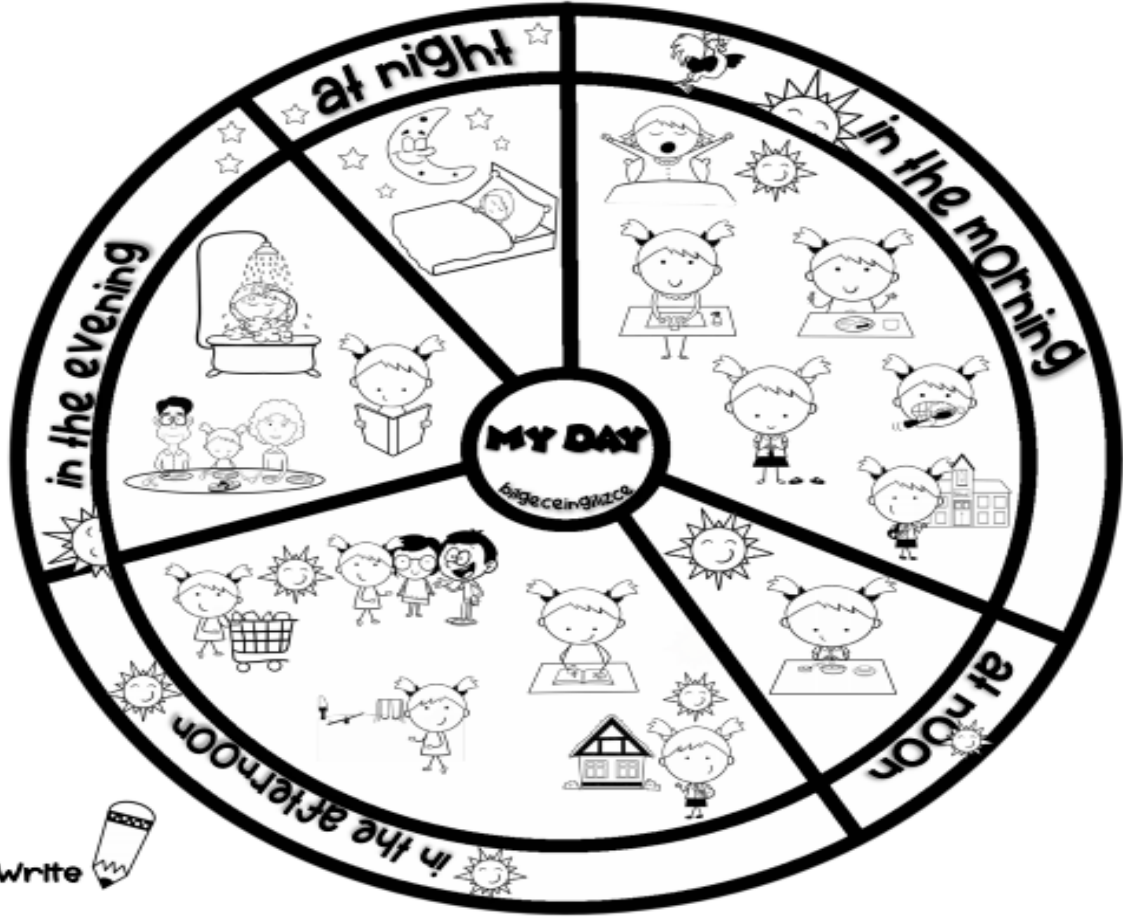
Have breakfast : kahvaltı yapmak

Have lunch : öğle yemeği yemek

Have dinner : akşam yemeği yemek

- Kelimeleri Türkçeleri ile beraber 5 kez sesli olarak okuyalım.





- What do you do in the morning?
1. I wake up in the morning.
  2. ....
  3. ....
  4. ....
  5. ....
  6. ....
- What do you do at noon?
7. ....
- What do you do in the afternoon?
8. ....



9. ....
  10. ....
  11. ....
  12. ....
- What do you do in the evening?
13. ....
  14. ....
  15. ....
- What do you do at night?
16. ....

Örneklerde verildiği gibi günün kısımlarda ne yaptığınızı yazınız.

- In the morning : sabahleyin
- At noon : öğleyin
- In the afternoon : öğlenden sonra
- In the evening : akşamleyin
- At Night : geceleyin

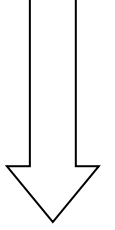


Saatin kaç olduğunu şu şekilde sorar ve söyleriz:

What time is it ? ( Saat kaç?)

It is eight o'clock . ( Saat sekiz.)

Saatin kaç olduğunu yazın ve boyayın.



**CUCKOO CLOCKS**

Draw the clock hands.

What time is it?

It's two o'clock.

What time is it?

It's seven o'clock.

What time is it?

It's eleven o'clock.

Write the time.

What time is it?

What time is it?

What time is it?

What time is it?

What time is it?

What time is it?

☆ bilgeceingilizce ☆

Monday : Pazartesi

Tuesday : Salı

Wednesday : Çarşamba

Thursday : Perşembe

Friday : Cuma

Saturday : Cumartesi

Sunday : Pazar

**Boşluklara sonraki gün hangisi ise yazınız :**

Monday, Tuesday, Wednesday,

Thursday, Friday, Saturday,

Tuesday, Wednesday, Thursday,

Friday, Saturday, Sunday,

Wednesday, Thursday, Friday,

Sunday, Monday, Tuesday,

Saturday, Sunday, Monday,